

CHECKLIST

Material quantities and sample sizes

STANDARD 100 by OEKO-TEX® and LEATHER STANDARD by OEKO-TEX®




MATERIAL QUANTITIES AND SAMPLE SIZES

Fibres, Yarns, Fabrics, Leathers and Artificial Leathers

Minimum 150g per material composition, processing state and supplier

Raw, undyed, untreated fabrics:

- Min. 150g of each material composition
- Additional requirement for cotton: 1 sample per provenance



Dyed samples, prints, etc.:


- Min. 150g of all applicable colours, dye types, print types
- Samples containing each applicable dyestuff of each dyestuff class, representing yellow/orange, red, green/olive, royal blue, navy, black
- Dyed or printed samples in each applicable fluorescent, iridescent, phosphorescent or reflective colour
- Samples of each applicable print type (heat transfer, disperse, reactive, direct, etc.)
- Solid printed colour swatch (min. 30 cm x 30 cm; min. 150g per colour and print type)
- For motif prints or other small-area prints (e.g. on baby articles), print approx. 30 – 40 motifs per style or design onto the relevant base material



Fabrics with different finishings, bondings and treatments:

- Min. 150g of all applicable finishing types (softener, water and stain repellent, flame retardant finish, etc.)

It is possible to test multiple of the abovementioned characteristics on individual samples; e.g.: a textile fabric made of polyester/cotton is disperse and reactive dyed and further finished with flame retardant and water and oil repellent treatment. These samples need to be marked accordingly.



Accessories


Minimum 150g per material composition, colour, supplier and individual component of accessory

Zipper example:

150g of tape, 150g of teeth, 150g of coil, 150g of slider with lacquer, etc.

Jeans button example:

150g of cap, 150g of rivet, 150g of gasket, etc.



Large articles (mattresses, foams, etc.)

2 pieces, 25 cm x 20 cm x maximum thickness

CHECKLIST

Sample packing and transport instructions

STANDARD 100 by OEKO-TEX® and LEATHER STANDARD by OEKO-TEX®



SAMPLE PACKING REQUIREMENTS

- To avoid contamination during transport, test samples must be packed individually in tear resistant polyethylene film or polyethylene bags and sealed with adhesive tape
- The sample bags must be properly labeled for identification with sample numbers, material, supplier, or the likes
- Packing test samples solely in cardboard boxes or paper envelopes is strictly prohibited
- Requirement for foam or mattress parts packing: Always pack in aluminium foil before securing with polyethylene film or polyethylene bags, sealed airtight with adhesive tape

TRANSPORT INSTRUCTIONS

- Whether shipping from your own location or from separate locations, please ensure all shipments are clearly and correctly labeled with the company name of the certificate applicant and/or order number (if available), so that they can be matched with your application
- Choose sturdy, solid packaging to protect your samples from damage during shipping
- Include a packing list corresponding to all labeled samples, so that completeness of your order can be guaranteed
- Fill out the freight bill as detailed and accurately as possible

DISCLAIMER

The mentioned material quantities and sample sizes serve as a guideline. During the certification process, additional material may be requested from the institute.

REPRESENTATIVE SAMPLE MATERIAL & COVER LETTER by post to:

Hohenstein Textile Testing Institute GmbH & Co. KG

Department OEKO-TEX®

(If you are already in touch with one of our representatives, please note their name here)

Schlosssteige 1

74357 Boennigheim | GERMANY

INFORMATION
regarding
certification
process

